
























*Presidential Partners
Giving Levels at a Glance*

	Invite to Healthcare Lectures	Invite to Pres. Partner Reception	Valet Parking	Self Parking	Hospital tour	Name listed on Annual Giving Wall	Name listed on Hospital Donor Wall of Honor	Monitor Subscription	Invite to major Fundraising Special Events
Partners in Faith <i>\$10,000 and above</i>									
Partners in Hope <i>\$5,000-\$9,999</i>									
Partners in Healing <i>\$1,000-\$4,999</i>									

- All gifts count toward your **annual** cumulative giving totals